

The 2°C climate policy goal: Chances & Challenges

Hermann Held, Depts of Geosciences and Economics, University of Hamburg

Abstract

At the Rio Earth Summit in 1992 the UN Framework on Climate Change was adopted. It aims at stabilizing atmospheric concentrations of greenhouse gases (GHGs) to avoid ‘dangerous anthropogenic interference with the climate system.’ Under this Convention, annual Conferences of the Parties (COPs) are convened in order to review the Convention’s implementation. At the COP held 2010 in Cancún, the so called ‘2° target’ was adopted, i.e. the goal to limit anthropogenically caused global warming to 2°C. At the COP held 2015 in Paris this goal was re-confirmed while simultaneously agreed upon greenhouse gas emission cuts would allow for significantly larger global warming. While doubts rise whether the 2° target is a realistic target in view of the comparably slow pace of climate policy, the bulk of climate economic publications based on the most orthodox economic axiomatics would recommend a significantly larger temperature rise indeed. Here we review the main arguments in favor and against the 2° target as a basis for climate policy and argue that the 2° target can be viewed as an excellent choice, given the presently rather fragile knowledge base in terms of the economics of global warming impacts, and rather low mitigation costs. However the interpretation of the target needs to be refurbished in order to ensure consistent forward-looking decision-making, a basic requirement of any economic policy advice. We find that a new decision-analytic criterion of ours would lead to similar recommendations than previous less consistent criteria in the limiting case of immediately implemented climate policy. Instead, for a delayed climate policy the recommendations would deviate. As a by-product, for the first time, our new criterion allows for determining the expected value of climate information. In case the numerical link from emissions to temperature rise were exactly known – through improved climate modelling and new observational data –, about 1/3 of mitigation costs could be saved.

The rationale of climate targets

The following article strives at linking the debates on possible paths of energy system transitions and mitigating global warming. It follows a presentation given at the DPG annual conference at Regensburg, 2016, and represents an updated version of a proceedings article after the Joint EPS-SIF International School on Energy 2014, Varenna, Italy¹. Inter alia it includes main findings of the latest IPCC (Intergovernmental Panel on Climate Change) report as of 2014.

The IPCC’s goal is to summarize the present status of research on the causal link between greenhouse gas emissions and global warming, on impacts of global warming and on adaptation or mitigation measures. It is a unique instance in the history of science² that a

¹ H. Held, Climate targets and cost effective climate stabilization pathways in L. Cifarelli, F. Wagner (Eds.): *New Energy: Basic Concepts and Forefront Ideas*, Lecture Notes Joint EPS-SIF International School on Energy, Course 2, 17-23 July 2014, Villa Monastero, Varenna, Lake Como, European Physical Society, Società Italiana di Fisica, ISSN 2282-4928, ISBN 978-88-7438-094-7, 305-322 (2015).

² I hereby use ‘science’ in the generalized sense that includes any academic endeavor that comprises a cycle of observation, hypothesizing, theory building, theory/model-observational data intercomparison

whole research field organizes a process which every 5-7 years culminates in the release of a report stating not only the degree of academic consensus, but also dissent among scientists on a certain matter. This in turn represents a unique service to society who thereby gets access to the state of knowledge of an interdisciplinary research field in a balanced way and within relatively short time frame – as compared to the ‘trickle-down time’ it usually takes for the dissemination of fundamentally new academic insights.

One of the key statements in the abovementioned IPCC report reads: ‘Anthropogenic greenhouse gas emissions have increased since the pre-industrial era, driven largely by economic and population growth, and are now higher than ever. This has led to atmospheric concentrations of carbon dioxide, methane and nitrous oxide that are unprecedented in at least the last 800,000 years. Their effects, together with those of other anthropogenic drivers, have been detected throughout the climate system and are extremely likely to have been the dominant cause of the observed warming since the mid-20th century.’ [1]. For the remainder of this article, I assume the causal link from greenhouse gas emissions and the increase of global mean temperature as given in order to concentrate on the question how the global society could rationally respond to global warming. Nevertheless in the Section ‘Investment under Uncertainty’ I explicitly acknowledge that the magnitude of global warming induced by carbon dioxide emissions is subject to uncertainty that is on the same order of magnitude as the warming effect as such.³

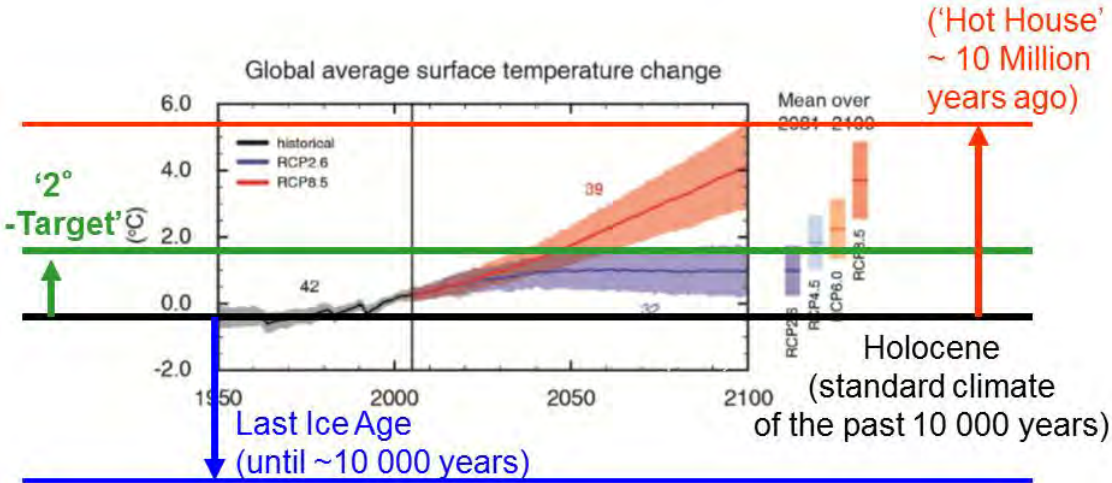


Figure 1: Operationalizing the precautionary principle for the global mean temperature (GMT) rise. The 2° target (which should more correctly be called ‘2° limit’) is closer to the Holocene (black line) rather than to the Holocene temperature elevated by the ‘natural GMT scale’, i.e. the difference between Holocene GMT and last ice age GMT (red line). That GMT was realized at least 10 million years ago for the last time [3]. Note that the latter is in fact in reach for this century for the high-end of emission scenarios

Given the phenomenon of anthropogenically caused global warming one may now ask: Should society take action in mitigating part of the anticipated future global warming? There are two traditions of thought that come with subsequent tools of analysis within climate

and thereby further stimulated observation. In particular, this comprises the natural sciences but also e.g. those parts of economics or social science that would subscribe to this cyclic paradigm.

³ hereby ‘uncertainty’ in the sense of ‘90%-quantile’

economics to tackle this question. The first rests on ‘positive knowledge’, i.e. the explicitly known consequences of global warming. The second working group of the IPCC [2] is mainly devoted to impacts of global warming that comprise inter alia changes in extreme weather event statistics, loss of ecosystems, or sea level rise. After having introduced key elements of economic reasoning below, I will briefly summarize some findings along this school of thought.

A second stream of argument rests on the notion that human action might drive the system into modes of operation the consequences of which would be hard to predict. This is an instance where some actors would find that the precautionary principle should be applied. (In fact, the EU commission has officially subscribed to the precautionary principle [4].) The latter would state that as the uncertainty coming with the outcome of an action is currently too large, we should avoid that action. The question then is: how would one operationalize the precautionary principle in the case of global warming? For major parts of the discussion, the academic construct of the ‘global mean temperature’ (GMT) serves as an indicator for the ‘state of the climate system’. This has scientific backing, as GMT change strongly correlates with impacts. On the other hand it serves as a politically useful simplification of the discussion when it comes to negotiating targets. So if we accept that GMT is a useful quantity to discuss climate policy, we would then ask: What could be a natural scale that would allow us to calibrate what is a ‘small’ or a ‘large’ deviation from the ‘natural state’? One scale that suggests itself is the GMT difference between the last ice age and the current pre-industrial ‘standard climate’, the Holocene that has prevailed for the last 10,000 years. This temperature difference is 5K [5]. One way to operationalize the precautionary principle would then be to request that GMT should be closer to the Holocene GMT than to a Holocene GMT elevated by 5K (see figure 1).

In fact the so called ‘2°target’ (which should rather be called ‘2° limit’ [6]) implies that the rise of GMT should be limited to 2°C as against pre-industrial values. It was supported by the German Advisory Council on Global Change (WBGU), then by the EU and finally on the global level by the Conference of the Parties [7]. There are three lines of argument that support the target. Firstly, it can be interpreted as a realization of the precautionary principle along the lines as indicated above.

Secondly, the 2° target does also recognize positive knowledge about climate damages, in particular about extreme event statistics ‘It is very likely that heat waves will occur more often and last longer, and that extreme precipitation events will become more intense and frequent in many regions.’ [1]

Thirdly, the 2° target is a political target in that it massively reduces complexity of the debate by channeling it into a single number. In that sense it also acts in analogy to a speed limit on motorways, without claiming any sort of phase transition in the natural system, when the 2° limit would have been transgressed. The latter point is extremely important to note in case it might have become clear one day that it will be impossible to comply with the target any longer, after mitigation has been postponed for further decades. If it indicated a phase transition, this might support the notion that then it would not matter any longer how much mitigation we still would implement – it was ‘too late’ anyhow and then we would switch back to a no-mitigation policy case. However, if the 2°-target was merely a semi-political target, still as much mitigation as possible might be regarded as desirable even if the limit was transgressed.

What would a 2° target imply in terms of necessary emission savings? During the past years climate scientists could identify the so called ‘emission budget’ or ‘carbon budget’, the time-integral of global carbon dioxide emissions until 2050 or 2100 as an approximate predictor of

maximum temperature if emissions more or less vanish thereafter. The physical reason lies in the fact that due to its heat capacity the global ocean acts as a low-pass filter with a time-scale of approximately 50 years (if one wanted to approximate global mean temperature response to carbon dioxide emissions) and a similar filtering scale in the carbon cycle. Accordingly 1000 GtCO₂⁴ could be emitted 2000-2049 [8] to be in compliance with the 2° target with a probability of 2/3. The concept of the carbon budget will be needed below.

Cost Benefit versus Cost Effectiveness Analysis

These two schools of thought have their counterparts within the economic community. Within environmental economics, the standard tool is cost benefit analysis (CBA). Costs of an environmental intervention (in our case: implementing a mitigation policy) are to be traded off against avoided (environmental) damages (in our case: damages minus some benefits from global warming). The archetypical analysis of this kind was undertaken by [9]. By definition the analysis involves positive knowledge on global warming impacts. Generically, results of this kind of analysis would recommend emission trajectories that would be at odds with complying with the 2° target (see e.g. [10]) – in the sense that they would regard higher emissions as ‘economically optimal’. This reveals that either both camps have opposing normative views or make use of different data sources.

CBAs of this kind have been criticized for various reasons (e.g. [11]). The arguments can be divided into the following three classes: (i) today it is rather impossible to draw on an approximate library of impacts of global warming on the natural system, (ii) for a significant fraction of these impacts no markets exist, hence non-market based evaluation methods would have to be applied. For most of such impacts, however, societal discussions rather than economic extrapolations would be in order, which have not yet been realized. (iii) CBA of the climate problem necessarily involves trading off costs of transforming the energy system over the next decades with avoided damages that would occur over the next 50-1000 years.⁵ But how to trade off the present against the future is presently an unsettled conceptual issue within climate economics.

$$\text{Max! } W := \int_{t_0}^{\infty} U(t)e^{-r(t-t_0)} dt \quad (1)$$

The latter appears conceptually especially salient, as standard macro-economic tools involve optimizing the linear time-average of *exponential* discounted utility (‘utility’ can be interpreted as the material basis for ‘happiness’). There is an ongoing debate on whether the discounting parameter r was a descriptive or normative parameter, the key arguments of which are already summarized in [12]. If it was to be interpreted as a descriptive parameter, it should be linked to the current interest rate. Accordingly some would then discount the future to the extent that the utility of the grandchildren’s generation would be worth in the order of percent of that of the present generation. That is why others would set r almost to zero [13] arguing that when applying Equation 1 to the climate problem, it represents a normative approach to shaping the future and r is to be politically negotiated accordingly. ‘Hyperbolic

⁴ Note that 1GtC corresponds to 44/12 GtCO₂ ≈ 4GtCO₂.

⁵Due to the twin-integrating effect from emissions to concentrations to warming the upper ocean, in combination with the existing pools of carbon and the heat capacity of the ocean, the climate system would likely respond to a climate policy only within the next 50 years.

discounting’ would allow combining a short-term high with a long-term decaying discount rate which seems to serve the value system of environmentalists. However one can show that only exponential discounting does deliver recommendations that are ‘time-consistent’⁶, an in my view indispensable property of any normative theory. Finally, in a recent development, others argue that the whole model represented by Eqn.1 was too narrow and the normative versus descriptive trade-off ill-posed [14]. However the latter implies deviating from linear intertemporal averages, hence are hard to interpret and require further investigations.

All of these conceptual challenges have led a fraction of climate economists to the conviction that for the time being a less ambitious approach is necessary (for some overview on this type of discussion see e.g. [11], [15], or [16]). Cost effectiveness analysis (CEA) (or, more precisely, ‘constrained welfare-optimization’) just asks for the economic loss of a certain environmental target without attempting to trade off that loss against future benefits, and hence without judging to what extent that target would be economically optimal in any sense. As in business-as-usual scenarios of climate change the energy sector would be responsible for most of the reasons for future global warming, a CEA of the 2° target simply addresses the question: What are the costs of transforming the energy system in line with the 2° target? In case the costs turn out to be ‘low’, society could take action from a macro-economic point of view: environmentalists could be satisfied because at least a minimum environmental standard would be implemented. Economists supportive of CBA might argue that the target was not economically optimal, but they could acknowledge that at least the economic loss was ‘acceptable’. In that sense, the 2° target would act as an ‘insurance premium’ to avoid uncertainty.

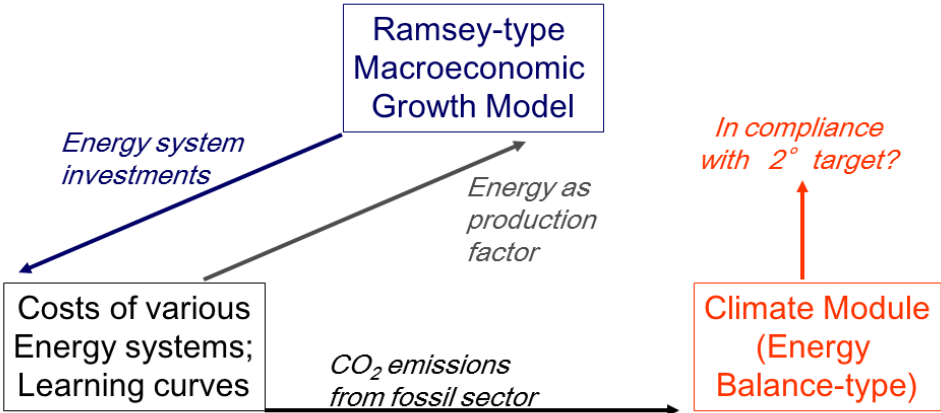


Figure 2: Scheme of integrated assessment models that execute a cost effectiveness analysis of temperature targets, such as the 2° target. In the model, an economic kernel would supply investments to various energy technologies and receives energy as an input for macro-economic production. Depending on the energy technology used, greenhouse gases will be produced that are handed over to the climate module. The latter would test whether the emission time series is compatible with the 2° target. If it violates the target, fewer investments into emitting technologies would be undertaken. In the end, investment time series are derived that optimize economic welfare under the constraint that 2° warming is not transgressed.

⁶ i.e. a decision-maker would stick to the once announced original plan, when having the chance to revise the plan later.

Thereby, CEA elegantly bypasses one currently unsolvable problem of CBA for the next years of decision-making: it does not need to express the totality of global warming impacts economically (because CEA does not account for damages at all). Moreover one could even argue that it also moderates a strong dependence of a welfare optimal policy on the pure rate of time preference r . In principle CEA suffers from the same formal dependence as CBA does, as also CEA utilizes to maximize welfare. However, it does so under the constraint that 2° shall not be transgressed. Numerically it will turn out that this implies that a transformation of the global energy system towards low-emission technologies would have to be started already now (see e.g. [17]) – thus, welfare changes are considered basically now and not only in a hundred years as in CBA. As a result, r does numerically not matter as much for CEA as it would for CBA.

Consequently, the key question is: Are the costs of the 2° target in fact so ‘small’ that a consensus on mitigation action could emerge within society? Integrated assessment modeling tries to address this question as outlined below:

Integrated Assessment Models for CEA of the Climate Problem

Models that represent sectors as remote in the academic system as economy, energy and climate and dynamically link them are called ‘Integrated Assessment Models’ (IAMs). In our case the three mentioned sectors are represented by individual modules.

Figure 2 depicts the coupling scheme of the economic, the energy and the climate module in an IAM of CEA of the climate problem for an assumed 2° target. Such a scheme would deliver the optimal investment time series, optimal in the sense that welfare would be optimized under the constraint that society complied with the 2° target. Without that constraint we would get a ‘business as usual’ (BAU) case that describes a fictitious world without a mitigation policy and without any climate damages. The welfare difference between the two scenarios can be re-interpreted as ‘mitigation costs’ – the costs to transform the energy system. Note that saved damages are not part of that equation, hence the net costs of the 2° target are smaller or even negative.

Often, an IAM does not operationalize the 2° -target but another climate target such as limiting the concentration of carbon dioxide in a way that it necessarily implies compliance with the 2° -target. When prescribing a concentration target one can save part the second half of the influence chain from emissions to concentration change to temperature change in the climate module and hence some computational effort. However thereby one complies with the temperature limit only in approximate terms or one reaches the welfare optimum only approximately, or both. To my impression, a CEA based on a well-chosen concentration target can lead to a good approximation of a CEA based on a temperature-target. However, to the best of my knowledge, no systematic investigation of the welfare loss induced by imposing an auxiliary concentration target has been performed yet.

$$\begin{aligned} \text{Max! } W &:= \int_{t_0}^{\infty} U(t)e^{-r(t-t_0)} dt & (2) \\ \text{subject to } & \forall_t T(t) < T^* \end{aligned}$$

In the following I describe *pars pro toto* for all CEAs the structure of the MIND model and its derivative, the ReMIND model, as they represent leading IAMs for a centennial time horizon for interrelated energy-climate research questions. That model suite has significantly contributed to the Stern report in 2007 as well as the IPCC report of 2014.

The macroeconomic kernel starts off with a production function. What is produced in any period is partly consumed and partly invested into capital, labor, or various energy technologies ('budget equation', a kind of conservation law: what is produced per period is exactly what is invested per period plus consumption per period). There is an incentive to invest because capital, labor, and energy are assumed to be 'production factors' (i.e. production monotonously increases as a function of any of the latter). Hence the social planner⁷ anticipates to produce more in the future and, accordingly, also plans to be in a position to consume more in the future if not all of today's production is consumed. The control variable's time series is made up by the time series of investment into various energy technologies. (Economists have a somewhat different lingo than physicists here: for them, a 'time series' is a 'path', hence they speak of a 'control path'.) 'Utility' is a monotonously increasing, concave function of consumption. Through the climate module a temperature constraint is superimposed (see **Fehler! Verweisquelle konnte nicht gefunden werden.**). Thereby the optimization problem is defined.

The energy system module must resolve problems in connection with presently relatively cheap fossil fuels in the near future and, even earlier, more expensive low-carbon energy technologies. The ReMIND model resolves on the order of one hundred energy technologies. Technologies are assumed to have some potential for cost reduction. In fact so called 'learning curves' (more precisely 'experience curves') have been observed for most products, including energy technologies. The costs per unit of energy delivered in terms of electricity have fallen by orders of magnitude for photovoltaic and wind power (Junginger et al., 2008)[14]. Academia knows two extreme models to explain this phenomenon: 'exogenous' and 'endogenous' technological change.

The former hypothesis states that there is overall learning in the globalized market across all sectors and hence, also a particular energy technology would benefit from numerous technological improvements occurring across all sectors. If that was the case, a policy-maker could not directly influence the costs of that individual energy technology (say, wind power), except for stimulating world-wide spending on research and development of technology in general. In that sense, costs of wind power were primarily a function of time. Quite the contrary, the latter hypothesis ('endogenous technological change') assumes that costs are primarily a function of total installed capacity of wind power, i.e. the learning is primarily driven by the making of wind power plants and would not so much benefit from the overall progress in technology. As a consequence, the policy-maker could actively drive down the costs of wind power by investing into that very technology.

The ReMIND model described in more detail in [19] utilizes endogenous technological progress. It also employs so called 'grades' for renewable energy, a geographical effect on the cost structure. This implies that an optimizer would harvest the best locations for each renewable technology first and would then successively invest into the not so rewarding locations. From the grade effect, there results a cost-increasing effect as a function of total installed capacity that counteracts the learning curve effect. Which one dominates, depends on the technology and the continent considered.

It is obvious that the choice of the model on learning has consequences for the mitigation costs. The 2° target forces the social planner to rapidly invest into relatively new, low-carbon technologies. In a world with exogenous technological change their costs would fall only slowly during that investment horizon and would be large compared to the mature fossil sector. Accordingly, mitigation costs would be relatively high. Quite the contrary, in a world

⁷Economists' lingo for 'a maximally cooperative and forward-looking society' – it shows 'how good it could get'.

with endogenous technological change, those very investments would actively reduce the costs of low-carbon technologies, hence mitigation costs would be smaller. [20] argued that it was impossible to distinguish the two models econometrically. However, he assumed quasi-exponential time-dependencies in all variables. While there is still ongoing academic debate about the adequate mix of the two extreme models, my personal, subjective judgment is that the model of endogenous technological change is not too bad an approximation. This rests partly on the observation that the majority of climate economists prefer the endogenous rather than the exogenous model. Also, the costs of concentrated solar power closely followed the investments, the latter have not seen a break for more than a decade in the past. This discontinuity in costs cannot be explained by the exogenous model.

Investment in research and development is seen as a third predictor, whereby this investment channel, similar to above endogenous learning, would allow to actively accelerate cost reduction through investment.

The IPCC on Mitigation Costs

In the following I summarize key results from IPCC's working group III (that is on mitigation) that were published in 2014. Chapter 6 'Assessing Transformation Pathways' [17] of its latest assessment report assembled data from over 1000 new scenarios published since the previous IPCC assessment report in 2007. The data were collected from integrated modelling research groups, many from model intercomparison studies. This time, an elevated fraction of scenarios could be assessed that are approximately in-line with the 2°-target. In order to reduce complexity in reporting the properties of 1000 scenarios the IPCC categorized them according to the respective concentration of greenhouse gases, converted in 'carbon dioxide equivalents' in the year 2100. Those 'equivalents' acknowledge radiative forcings from all anthropogenic agents that are important for the radiative balance and lump them into a fictitious, yet equivalent forcing from carbon dioxide only. They include contributions in particular from all other greenhouse gases (such as methane), halogenated gases, tropospheric ozone, aerosols and albedo change.

The techno-economic properties of scenarios are reported along concentration categories, accordingly. Obviously, increases in greenhouse gas concentrations induce a larger probability of exceeding the 2° ceiling. Only the first of these categories (430-480 ppm-eq) can be interpreted as being in compliance with the 2°-target. It refers to the temperature effect in the year 2100, while the '2°-target' along its original definition imposes the stricter constraint of never transgressing 2°C. However one can show that both lead to similar restrictions on emissions as the temperature of 2°-oriented scenarios tends to peak around 2100. The diversity of modelling and underlying assumptions as well as the uncertainty ranges of calculating integrated measurements result in error bars of typically plus minus some 10%, in some cases of factors up to 1.5 ... 2.

From Figure 3 we read that a 2°-oriented mitigation policy would lead to a more or less complete decarbonization of the energy sector. What would be the economic consequences? Reaching 450ppm CO₂eq entails consumption losses [21] of 1.7% (1%-4%, 16th and 84th percentile of the scenario set) by 2030, 3.4% (2% to 6%) by 2050 and 4.8% (3%-11%) by 2100 relative to baseline (which grows between 300% to 900% over the course of the century). This is equivalent to a reduction in consumption growth over the 21st century by about 0.06 (0.04-0.14) percentage points a year (relative to annualized consumption growth that is between 1.6% and 3% per year).⁸

⁸ Cost estimates exclude benefits of mitigation (reduced impacts from climate change). They also exclude other benefits (e.g. improvements for local air quality).

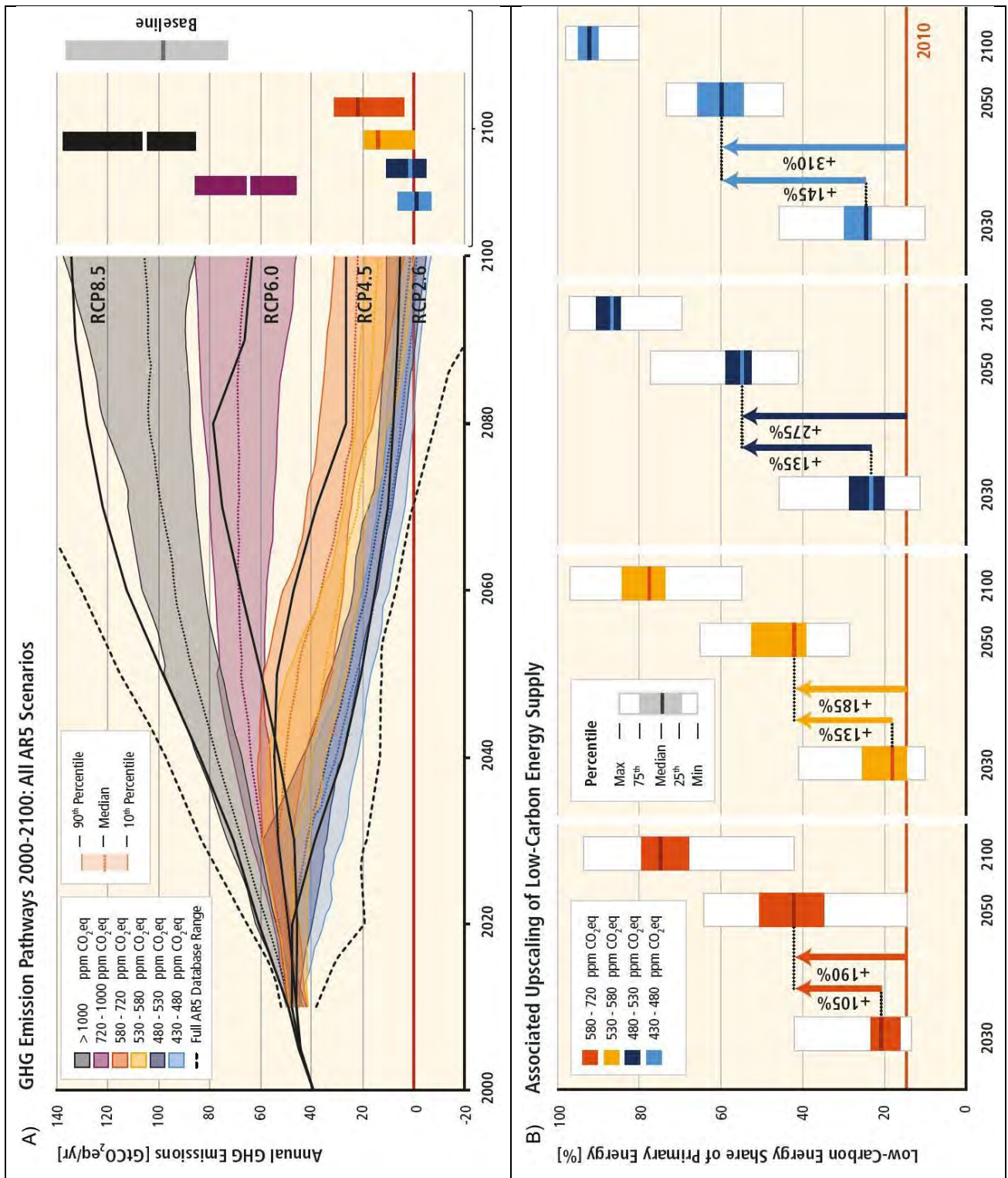
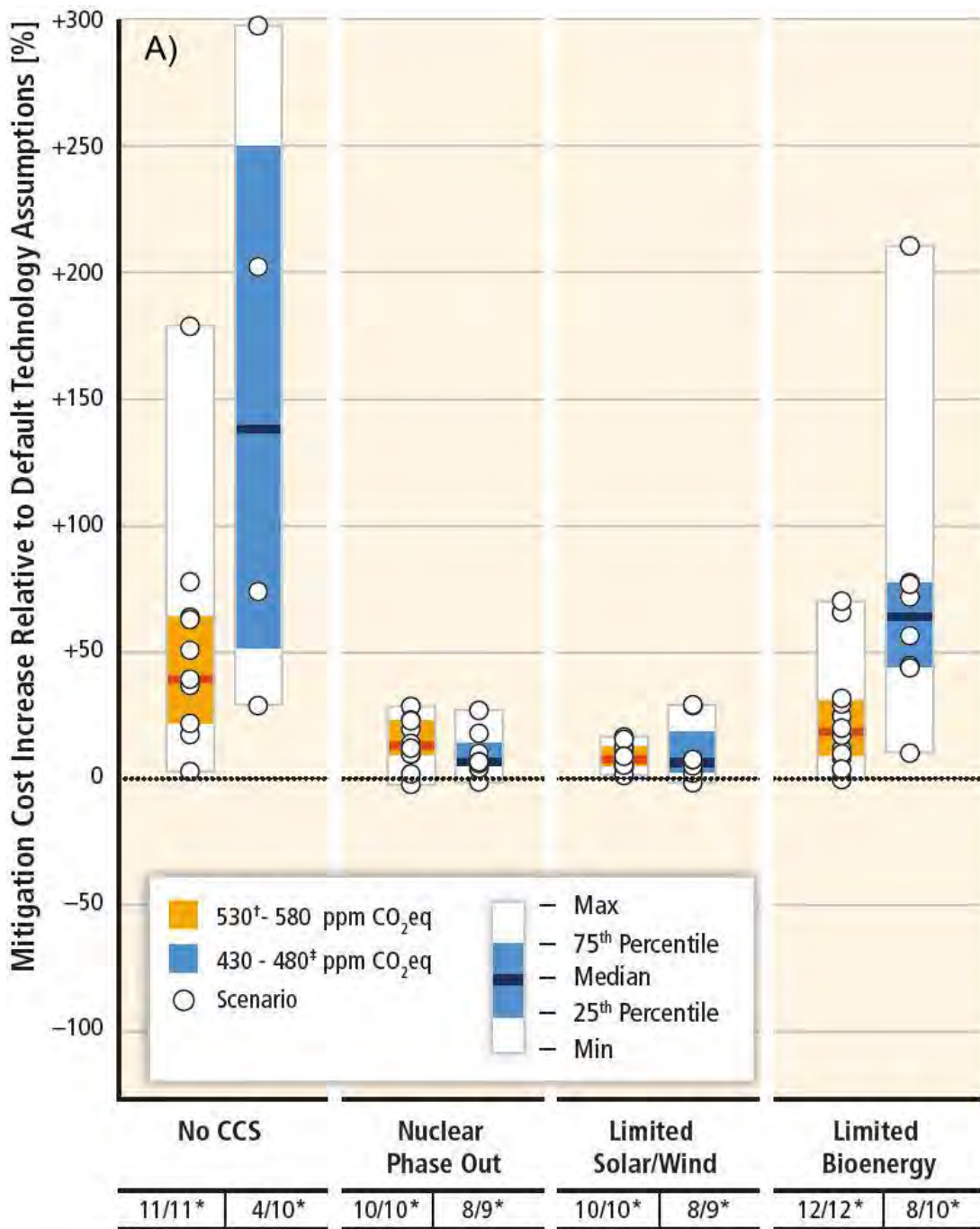


Figure 3: Low-carbon energy share of primary energy as a function of time and strictness of mitigation policy. For the 430-480 ppm CO₂-eq scenario class (that is approximately in-line with a 2° target) the energy sector is almost completely decarbonized in the course of this century. Compared to 2010, in 2050 the low-carbon energy share will have 4-folded (taken from [21], Fig. 4).

In that sense, the CEA has delivered a result upon which society could move forward in the sense that was discussed at the end of the CBA vs. CEA section. However, the academic debate on whether a society can easily afford such a kind of loss is still yet to come.

Society might wish to exclude some mitigation options for the one or other reason. Any such exclusion represents another constraint for the economic optimization, hence the thereby obtained optimum will be even more welfare sub-optimal than the climate target-constrained solution. As a result, additional costs will occur. It turns out that the additional costs for not allowing for carbon capture and storage (CCS) are in the order of 100%, while those for no addition of nuclear power plants beyond those under construction are an order of magnitude smaller, like for limiting solar/wind's contribution to electricity generation to 20%. In the following sense CCS is a unique mitigation technology: it is the only one that would



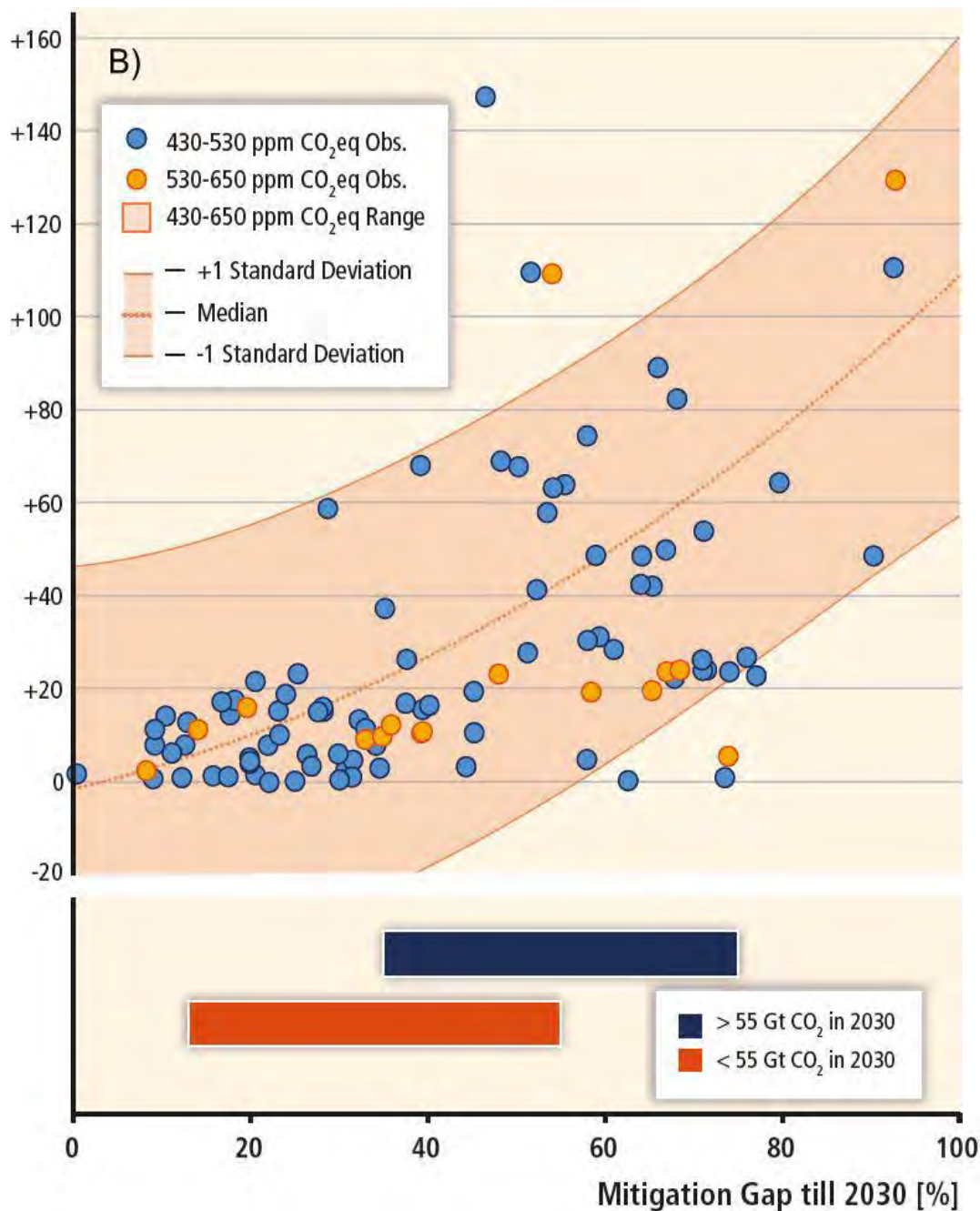


Figure 4: A): Relative increase of mitigation costs in net present value (2015–2100, discounted at 5% per year) from technology portfolio variations relative to a scenario with default technology assumptions. Scenario names on the horizontal axis indicate the technology variation relative to the default assumptions: No CCS = unavailability of CCS, Nuclear phase out = No addition of nuclear power plants beyond those under construction; existing plants operated until the end of their lifetime; Limited Solar/Wind = 20% limit on solar and wind electricity generation; Limited Bioenergy = maximum of 100 EJ/yr bioenergy supply. B) Mitigation cost increase versus Mitigation Gap till 2030 (both figures taken from [22], Figure 13).

allow for ‘negative emissions’ when combined with biomass conversion or other technologies that would allow for removing carbon dioxide from the atmosphere. This allows for overshooting the carbon budget in the first half of the century and compensating this overshoot by negative emissions in the second half of the century if sufficient secure geological storage volume is left to take up carbon dioxide from biomass conversion.

Investment under Uncertainty

The degree of uncertainty in the global warming impact function constitutes a key argument for preferring CEA over CBA. CEA formally bypasses the impact function. However, also other elements of the cause-effect-chain are uncertain, whereby only to such an extent that it seems adequate to formally represent the involved processes and acknowledge the accompanying uncertainties in formal terms as well. This refers to the link from emissions to temperature rise and the effects of investments on cost reduction.

One key system property that has attracted a lot of attention in the climate community is the so-called climate sensitivity (CS). CS is defined as the equilibrium GMT response to a doubling of the CO₂ concentration as against the pre-industrial value. CS also encapsulates more than 50% of the uncertainty about future transient GMT response to greenhouse gas emissions. At present, there is no way to give an upper limit for CS on the basis of climate science [1]. An intermediate value is assumed to be 3°C, and an at least 66% quantile 1.5°C-4.5°C. As one can show that the allowed time-cumulative amount E of CO₂ scales with the time-asymptotic GMT

$$E \propto 2^{T_{\infty}/CS} - 1 \quad (3)$$

[23], the total amount of CO₂ still allowed tends to zero, as CS to infinity. This in turn means that the asymptotic GMT unavoidably would transgress 2°C, if CS was only large enough. But then, maximum GMT would transgress 2°C all the more so, hence from this thought experiment we conclude: As long as no upper limit can be put on CS, we cannot formulate a mitigation policy that could comply with the 2° limit with certainty.

Instead [24] suggested a generalization of the 2° target that involves compliance with the 2° limit only in a probabilistic sense. Hence, now *two* normative parameters have to enter the analysis: the temperature limit and the probability of complying with it. When transferring this idea to CEA, one adds the notion of optimization to it, resulting in so-called ‘chance constrained programming’ (CCP – whereby ‘programming’ means ‘optimization’ [25]). CCP for the 2° target with a probability of compliance of 75% was implemented in the MIND model by [26]. Compared to a deterministic CEA version, investments into low-emission technologies would have been chosen decades earlier. In part this is a trivial effect, as running a deterministic CEA with mean values of uncertain quantities such as CS would roughly imply compliance with the 2° limit with a chance of only 1/2. When now asking for 75%, this would naturally trigger earlier investments into low-carbon technologies. However, as [26] show, this only partly explains the effect. It remains to be shown whether non-linear interactions of uncertainties in the climate and the technology module are co-responsible for this suggested massive acceleration of investments.

While this extension of CEA into the probabilistic domain was conceptually straightforward and seemed to be rather a book-keeping exercise (although requesting some degree of numerical innovation, as CCP is not delivered off-the-shelf by suppliers of the standard intertemporal optimization software package GAMS), CCP does not yet fully address society’s decision problem under uncertainty. One key aspect that CCP is lacking is anticipated future learning. CCP suggests ways how to internalize probabilistically formulated uncertainty in a CEA-based decision, but silently assumes that our state of knowledge will not significantly change while our decision process is ongoing. One might argue that this is not too bad of an assumption, given that our probabilistic estimate climate sensitivity has not significantly changed over the past 40 years. Hence for someone who is pessimistic about the prospects of future research on climate sensitivity, CCP might be a good decision-analytic

tool. However since we can actively accelerate learning about the climate system by doing more targeted climate research, in particular process-based cloud modelling (cloud feedbacks crucially determine climate sensitivity), this approximation delivers sub-optimal solutions for someone who is more optimistic on the research side. Hence, a further conceptual generalization in including anticipated future learning appears desirable.

However, as early as 1974, Blau [27] showed that strict environmental targets might be fundamentally at odds with anticipated future learning. [28] showed that this argument readily applies to CCP regarding the climate problem: If we anticipate that we might learn in future that CS is ‘very high’, we anticipate a future in which we cannot reach the politically set probability of compliance any longer – or only at the price of complete shutdown of emission right away. Schmidt et al. argue that there is no obvious way to include learning into CCP of the climate problem in a self-consistent manner. Instead they suggest an alternative to CCP: so called cost-risk analysis (CRA).

Like CCP, CRA contains two normative parameters. Like CCP and CEA, it requests defining a temperature limit. Unlike CCP, it asks for a linear trade-off parameter that weighs mitigation costs against the probability of overshooting. The latter could be interpreted as a very special case of a generalized damage function, and in that sense we would be back to some sort of CBA. But still, no true damages need to be formulated, and in that sense one could interpret CRA as the climate-problem adjusted hybrid out of CBA and CEA under uncertainty and anticipated future learning. The properties and consequences of this new decision analytic tool are at present subject to academic investigation⁹. [29] utilize a version of CRA that linearly penalizes a transgression of a temperature target. They argue it was the most conservative way to formulate a risk function that would still avoid any counter-intuitive ‘tipping’ towards a high-emission path, once a target has been missed. Then they suggest to calibrate the trade-off parameter between economic utility and climate risk such that without further anticipation of future learning about CS (a realistic assumption for the mental framing of the COP discussion process), 66% compliance with the 2° target is generated.

They apply this concept to the MIND model in its simplest form, distinguishing only a fossil and a renewable sector. They find: investment paths for CRA including anticipated future learning mimic those for CCP for the first half of this century. In addition, from [26] it follows that CEA can mimic CCP (up to a temporal accuracy of a decade) if the deterministic value of CS is properly chosen. The combination of both statements suggests that likely the existing 1000 IPCC-reported scenarios, mostly generated in the CEA framework, can be given a sane interpretation under CS uncertainty (hereby bravely extrapolating from the structurally much simpler MIND model): for the compliance level attached to any scenario they would tackle the extreme case of no future learning, hence their cost estimates represent upper limits while their control paths might be good approximations of the optimal paths for the next decades.

Can we obtain anything from CRA in addition to what we got from CEA? Only within CRA the question ‘what is the expected value of perfect climate information?’ (in the sense of perfect forecast in response to carbon dioxide emissions), given a temperature target, is a well-posed one. For the first time, that question can meaningfully be answered for the 2° target. Depending on the setting of normative parameters of the model, it could be up to hundreds of billions of Euro per year [29] which could be seen as an incentive to invest faster in improved climate observation and modelling systems. As a further, yet preliminary result

⁹ e.g. at KlimaCampus Hamburg.

we can state that CRA would lead to weaker mitigation efforts than CCP under a delayed climate policy [30].

Finally, does above development of a new decision-analytic tool like CRA imply in part a ‘rehabilitation’ of CBA from the perspective of the ‘CEA community’? I would say: yes. CBA can formally deal more easily with uncertainty and has even a very strong axiomatic basis: according to the von Neumann-Morgenstern axioms, under a given probability measure linking our actions to the consequences of those actions, a ‘rational decision-maker’ would optimize expected utility (or welfare), which means in the context of the climate problem nothing else than applying a probabilistic version of CBA (like done in a pioneering work in [9]). What would then be the effect of explicitly involving uncertainty in CBA compared to the simpler deterministic treatment? For now the effect ranges from being minuscule to a recommendation of complete shutdown of emissions right now [31] due to uncertainty. Thus, in fact, the recommendations of CBA for dealing with uncertainty appear even more unstable than the treatments of their deterministic counterparts. It remains a conceptual challenge to develop the adequate decision-analytic tool, given our present state of knowledge about the climate system. Future research needs to show to what extent CRA can serve as a bridge, representing the limiting case of learning about the climate response, but not about damages.

Prospects of Climate Policy

While proponents of a stringent mitigation policy might see it as a success that the 2° target was embraced by the Conference of the Parties in 2010 and reconfirmed in 2015, in combination with the so far largest emission cuts announced ever, these cuts correspond to 2.7°C-3.7°C warming rather than 2°C [32]. This has several reasons. First, the 2° target can roughly be converted into a carbon emission budget – if this was distributed equally per capita, a citizen of the OECD would run out of emission allowances within the next decade [33]. Hence, global society has to negotiate how to distribute the remaining emission allowances. The fact that least developed nations might not be able to fully use their rights over the next decades and hence could sell those to OECD nations could mitigate part of that negotiation problem.

Secondly, a 2° target would massively depreciate the rents of owners of fossil resources. In principle this would not have to be a problem from the point of view of the global society, however, pressure groups might use information asymmetries quite efficiently. Part of this effect is that actors in their networks hold a great deal of the necessary technological knowhow to operate an energy system in a stable manner.

Thirdly, the 2° target is perceived as being increasingly ill-posed and increasingly hard of not impossible to comply with, the longer mitigation is delayed. In fact, a global treaty on emission cuts in line with the 2° target appears rather unlikely over the next decade. This makes it difficult for early movers such as the EU to proceed on their mitigation path, as at present it is academically unclear how much front-running is affordable before the front-runner ruins his or her competitiveness. However, a global treaty is not the only channel towards mitigation. Coalitions of mitigation-motivated actors could be stabilized by modest border tax adjustments or club goods [34]. Also, it will certainly be possible to spell out the preference order implicit in the 2° target for the modified conditions and re-interpret the target in a generalized sense accordingly. I regard the new tool of CRA as promising in that respect.

Fourthly, it is at present unclear whether a low-cost low-emission energy system would work in reality, in spite of an increasing number of CEAs that claim rather low mitigation costs. Hence, it would help (from the point of view of a supporter of the 2° target) if OECD countries could come up with successively upscaled demonstration projects – a key role for

Europe. This should be supported much more by concerted, problem-oriented efforts within academia in the techno-economic field and frontier research in social science.

Now there are two interpretations of this series of obstacles for a global mitigation policy: on the one hand one may argue that the combination of those effects makes a success of mitigation policy rather unlikely. On the other hand this series provides an analytic explanation why we have not seen that policy yet while at the same time they provide entry points to develop policy instruments to tackle those obstacles in a targeted manner and thereby resolve the current climate policy stalemate.

In the end, climate policy will be to a large extent a matter of removing information asymmetries within our global society, for the benefit of civil society. If the proponents of a stringent mitigation policy are correct in that their suggestions in some sense would maximize the ‘global cake’ (including humankind’s desire for some security standards) – then there should be some ways to negotiate fair deals. Or, quite the reverse, they may find themselves convinced that they have just followed some romantic ideal of nature conservation, out of touch with the preference order of global society. The negotiations about what a desirable and fair future is have just begun. They can be informed but not substituted by imaginations of a handful of well-meaning brilliant scientists. They can be massively supported by an academia that internally stronger rewards dealing with real-world problems of this century, strictly observes political neutrality, and opens up option spaces for policy makers. The climate problem is increasingly attracting curious minds from all disciplines and triggers a massive cross-fertilization of academic quality standards across disciplines. This certainly will give academia a boost and hopefully society an increased chance to negotiate what kind of future it wants – in such a way that in retrospect we would find that academia has helped society to get closer to ‘its social optimum’!

References

- [1] IPCC Fifth Assessment Report (AR5) “Climate Change 2014”, Allen et al., <http://www.ipcc.ch/report/ar5/syr/>
- [2] IPCC, 2014: Summary for policymakers. In: Climate Change 2014: Impacts, Adaptation, and Vulnerability. Part A: Global and Sectoral Aspects. Contribution of Working Group II to the Fifth Assessment Report of the Intergovernmental Panel on Climate Change [Field, C.B., V.R. Barros, D.J. Dokken, K.J. Mach, M.D. Mastrandrea, T.E. Bilir, M. Chatterjee, K.L. Ebi, Y.O. Estrada, R.C. Genova, B. Girma, E.S. Kissel, A.N. Levy, S. MacCracken, P.R. Mastrandrea, and L.L. White (eds.)]. Cambridge University Press, Cambridge, United Kingdom and New York, NY, USA, pp. 1-32.
- [3] Zachos J., Pagani M., Sloan L., Thomas E., Billups K., *Science*, 292 (2001), 686- 693.
- [4] European Commission, COM, 1 (2000).
- [5] Schneider von Deimling T., Ganopolski A., Held H. and Rahmstorf S., *Geophys. Res. Lett.*, 33 (2006) L14709.
- [6] Schellnhuber H. J. *Clim Chang* 100 (2010) 229–238. doi:10.1007/s10584-010-9838-1
- [7] UNFCCC, Report of the conference of the parties on its seventeenth session (2012).
- [8] Meinshausen M., Meinshausen N., Hare W., Raper S. C. B., Frieler K., Knutti R., Frame D. J. Allen M. R., *Nature*, 458 (2009) doi:10.1038/nature08017 , 1158
- [9] Nordhaus W. D., *Managing the global commons: the economics of climate change* (The MIT Press) 1994.
- [10] Nordhaus W. D., *A question of balance: Weighing the options on global warming policies* (Yale University Press, New Haven & London) 2008.

- [11] Kunreuther H., S. Gupta, V. Bosetti, R. Cooke, V. Dutt, M. Ha-Duong, H. Held, J. Llanes-Regueiro, A. Patt, E. Shittu, and E. Weber, 2014: Integrated Risk and Uncertainty Assessment of Climate Change Response Policies. In: *Climate Change 2014: Mitigation of Climate Change. Contribution of Working Group III to the Fifth Assessment Report of the Intergovernmental Panel on Climate Change* [Edenhofer, O., R. Pichs-Madruga, Y. Sokona, E. Farahani, S. Kadner, K. Seyboth, A. Adler, I. Baum, S. Brunner, P. Eickemeier, B. Kriemann, J. Savolainen, S. Schlömer, C. von Stechow, T. Zwickel and J.C. Minx (eds.)]. Cambridge University Press, Cambridge, United Kingdom and New York, NY, USA.
- [12] Dasgupta P., *J. Risk Uncertain*, 37 (2008) 141.
- [13] Stern N., *Stern Review on the Economics of Climate Change* (HM Treasury) 2007.
- [14] Traeger C. P., CUDARE Working Paper No. 1117 (UC Berkeley) 2011.
- [15] Patt A., *Rev. Policy Res.*, 16 (1999) 104.
- [16] Held H. and Edenhofer O., in *Handbook of Transdisciplinary Research*, edited by Hirsch Hadorn G., Hoffmann-Riem H., Biber-Klemm S., Grossenbacher-Mansueto W., Jöreskog P., Pohl C. et al. (Springer, Heidelberg) 2008.
- [17] Clarke L., K. Jiang, K. Akimoto, M. Babiker, G. Blanford, K. Fisher-Vanden, J.-C. Hourcade, V. Krey, E. Kriegler, A. Löschel, D. McCollum, S. Paltsev, S. Rose, P. R. Shukla, M. Tavoni, B. C. C. van der Zwaan, and D.P. van Vuuren, 2014: Assessing Transformation Pathways. In: *Climate Change 2014: Mitigation of Climate Change. Contribution of Working Group III to the Fifth Assessment Report of the Intergovernmental Panel on Climate Change* [Edenhofer, O., R. Pichs-Madruga, Y. Sokona, E. Farahani, S. Kadner, K. Seyboth, A. Adler, I. Baum, S. Brunner, P. Eickemeier, B. Kriemann, J. Savolainen, S. Schlömer, C. von Stechow, T. Zwickel and J.C. Minx (eds.)]. Cambridge University Press, Cambridge, United Kingdom and New York, NY, USA.
- [18] Junginger M., Lako P., Lensink S., van Sark W. and Weiss M., *Climate Change Scientific Assessment and Policy Analysis* (Universiteit Utrecht & ECN) 2008.
- [19] Luderer G., Leimbach M., Bauer N. and Kriegler E., Description of the ReMIND-R model - Version June 2011, from [http://www.pik-potsdam.de/research/sustainable-solutions/models/remind/REMIND Description.pdf](http://www.pik-potsdam.de/research/sustainable-solutions/models/remind/REMIND%20Description.pdf).
- [20] Nordhaus W. D., *The Perils of the Learning Model for Modeling Endogenous Technological Change*, Working Paper 14638, <http://www.nber.org/papers/w14638>, National Bureau of Economic Research, 1050 Massachusetts Avenue, Cambridge, MA 02138, (2009)
- [21] IPCC, 2014: Summary for Policymakers, In: *Climate Change 2014, Mitigation of Climate Change. Contribution of Working Group III to the Fifth Assessment Report of the Intergovernmental Panel on Climate Change* [Edenhofer, O., R. Pichs-Madruga, Y. Sokona, E. Farahani, S. Kadner, K. Seyboth, A. Adler, I. Baum, S. Brunner, P. Eickemeier, B. Kriemann, J. Savolainen, S. Schlömer, C. von Stechow, T. Zwickel and J.C. Minx (eds.)]. Cambridge University Press, Cambridge, United Kingdom and New York, NY, USA.
- [22] Edenhofer O., R. Pichs-Madruga, Y. Sokona, S. Kadner, J. C. Minx, S. Brunner, S. Agrawala, G. Baiocchi, I. A. Bashmakov, G. Blanco, J. Broome, T. Bruckner, M. Bustamante, L. Clarke, M. Conte Grand, F. Creutzig, X. Cruz-Núñez, S. Dhakal, N. K. Dubash, P. Eickemeier, E. Farahani, M. Fischedick, M. Fleurbaey, R. Gerlagh, L. Gómez-Echeverri, S. Gupta, J. Harnisch, K. Jiang, F. Jotzo, S. Kartha, S. Klasen, C. Kolstad, V. Krey, H. Kunreuther, O. Lucon, O. Masera, Y. Mulugetta, R. B. Norgaard, A. Patt, N. H. Ravindranath, K. Riahi, J. Roy, A. Sagar, R. Schaeffer, S. Schlömer, K.

- C. Seto, K. Seyboth, R. Sims, P. Smith, E. Somanathan, R. Stavins, C. von Stechow, T. Sterner, T. Sugiyama, S. Suh, D. Ürge-Vorsatz, K. Urama, A. Venables, D. G. Victor, E. Weber, D. Zhou, J. Zou, and T. Zwickel, 2014: Technical Summary. In: Climate Change 2014: Mitigation of Climate Change. Contribution of Working Group III to the Fifth Assessment Report of the Intergovernmental Panel on Climate Change [Edenhofer, O., R. Pichs-Madruga, Y. Sokona, E. Farahani, S. Kadner, K. Seyboth, A. Adler, I. Baum, S. Brunner, P. Eickemeier, B. Kriemann, J. Savolainen, S. Schlömer, C. von Stechow, T. Zwickel and J. C. Minx (eds.)]. Cambridge University Press, Cambridge, United Kingdom and New York, NY, USA.
- [23] Kriegler E. and Bruckner T., *Clim. Change*, 66 (2004) 345.
- [24] Kleinen T., *Stochastic Information in the Assessment of Climate Change* (Universität Potsdam) 2005.
- [25] Charnes A. and Cooper W. W., *Manage. Sci.*, 6 (1959) 73.
- [26] Held H., Kriegler E., Lessmann K. and Edenhofer O., *Energy Economics*, 31 (2009) 550.
- [27] Blau R. A., *Manage. Sci.*, 21 (1974) 271.
- [28] Schmidt M. G., Lorenz A., Held H. and Kriegler E., *Clim. Change*, 104 (2011) 783.
- [29] Neubersch D., Held H., Otto A., *Clim. Change* 126 (3), 305-318, DOI 10.1007/s10584-014-1223-z (2014).
- [30] Roth R, Neubersch D, Held H, EAERE2015 article (2015).
- [31] Weitzman M. L., *Rev. Econ. Stat.*, 91 (2009) 1.
- [32] World Resources Institute, <http://bit.ly/indc-temp>, viewed July 6, 2016 .
- [33] Wicke L., Schellnhuber H. J. and Klingensfeld D., *The 2° max Climate Strategy – A Memorandum, Concise English version of PIK-Report No. 116 – updated*. From <http://www.pik-potsdam.de/members/danielkl/documents/2degmax-english-summary>.
- [34] Lessmann K., Marschinski R. and Edenhofer O., *Econ. Model.*, 26 (2009) 641.

Prof. Dr. Hermann Held
 Research Unit Sustainability & Global Change
 Departments of Geosciences and Economics
 University of Hamburg –
 KlimaCampus Hamburg
 Grindelberg 5, 20144 Hamburg, Germany
Hermann.Held@uni-hamburg.de

Energie

Forschung und Perspektiven

Vorträge auf der DPG-Frühjahrstagung in Regensburg 2016

Arbeitskreis Energie in der Deutschen Physikalischen Gesellschaft

Herausgegeben von Hardo Bruhns

Bad Honnef, August 2016

Frühjahrstagung des Arbeitskreises Energie in der Deutschen Physikalischen Gesellschaft

Regensburg, 6. bis 9. März 2016

Haupt- und Fachvorträge

Inhaltsverzeichnis / Table of Contents

| | |
|--|----|
| Introduction | 7 |
| Fachsitzungen / Sessions | 8 |
| Abstracts | 9 |
| Globale Klimavariabilität im Industriezeitalter – Phänomene und Ursachen - vorgetragen von Ch. Schönwiese | 23 |
| The 2°C climate policy goal: Chances & Challenges - presented by H. Held | 35 |
| The reactor accident of Fukushima Dai-ichi and its radiological consequences for the Japanese population - presented by R. Michel | 53 |
| Monolithic Perovskite/Silicon Tandem Solar Cells - presented by St. Albrecht | 69 |
| Processes for Advanced Fuel Production from Biomass - presented by J. Sauer | 83 |
| Methodische Aspekte der Systemanalyse zur Energiewende - vorgetragen von M. Robinius | 95 |

| | |
|--|-----|
| Wasserstoff als Energieträger: Eine Systemanalyse - vorgetragen von S. Schiebahn | 103 |
| Offshore Wind Energy - Chances, Challenges, and Impact from a Meteorological Point of View - presented by S. Emeis | 113 |
| Wärmepumpe oder KWK – was passt zur Wärmewende? - vorgetragen von G. Luther | 123 |
| Impressum | 140 |

Der vorliegende Band versammelt schriftliche Ausarbeitungen von Vorträgen auf der Tagung des Arbeitskreises Energie in der Deutschen Physikalischen Gesellschaft des Jahres 2016 in den Räumen der Universität Regensburg. Leider ist es nicht gelungen, von allen Vortragenden Manuskripte zu erhalten. Die Präsentationsfolien der meisten Hauptvorträge können auf der Webseite des Arbeitskreises über:

<http://www.dpg-physik.de/dpg/organisation/fachlich/ake.html>

(von dort gelangt man zum Archiv des AKE) eingesehen werden. Allen, die zu diesem Sammelband beigetragen haben, sei an dieser Stelle sehr herzlich gedankt.

Düsseldorf, im August 2016

Hardo Bruhns